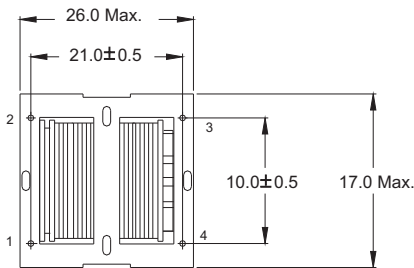
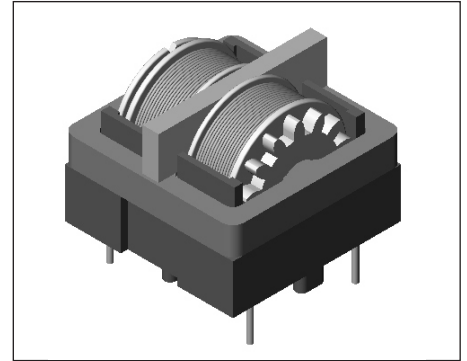
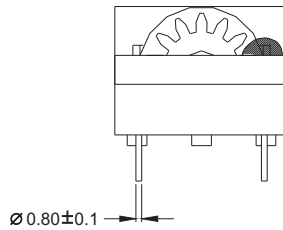
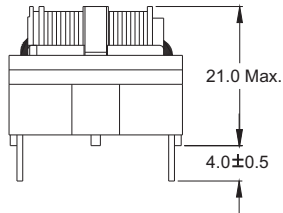


Common Chokes

EMI Common-Mode Suppression Inductors

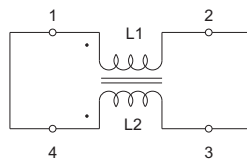
CKI24H Type

Mechanical Dimension: Unit: mm

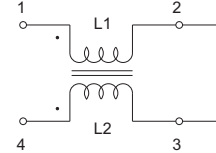


Connection Schematic :

■ COMMON MODE



■ NORMAL MODE



Electrical Characteristics:

■ AT 25°C, 40KHz/1V Tested:

PART NO.	INDUCTANCE		DCR (mΩ)Max.	RATED CURRENT (Aac)	TEMPERATURE RISE(°C)Max.
	COMMON MODE (mH) Min.	NORMAL MODE (uH) Min.			
CKI24H01	63.0	1420	2450	0.5	45
CKI24H02	38.0	845	1350	0.8	45
CKI24H03	15.5	360	510	1.4	45
CKI24H04	11.5	260	360	1.6	45
CKI24H05	9.5	210	270	1.8	45
CKI24H06	8.0	184	215	2.0	45
CKI24H07	3.5	84	120	2.5	45

* WITHSTANDING VOLTAGE BETWEEN L1 & L2 1.5KV 1 MINUTE

* GOOD DIFFERENCE IN WINDING L1 & L2 INDUCTANCE



DELTA ELECTRONICS, INC.

(TAOYUAN PLANT CPBG) 252, SAN YING ROAD, KUEISAN INDUSTRIAL ZONE, TAOYUAN SHIEN, 333, TAIWAN, R.O.C.

TEL: 886-3-3591968; FAX: 886-3-3591991

<http://www.deltawww.com>